

KEY METRICS



706,645
total population



\$62,612
median household income



129,510 | 18%
age 65+



42
median age




11%
poverty rate



38,284 | 5%
under age 5

POVERTY RATE FOR



Families with children:
13%



Children under age 18:
15%



Single-parent (female) family:
33%

RACE/ETHNICITY

White: **615,300 | 87%**

African American: **28,992 | 4%**

Hispanic or Latino: **32,268 | 5%**

Asian: **7,749 | 1%**

American Indian/Alaska Native: **2,305 | 0%**

Two or More Races: **19,012 | 3%**

MEDIAN WAGE

\$54,027
for men

\$42,921
for women

Female-to-male earnings ratio: **79%**
(Women earn \$0.79 for every dollar men earn.)

LANGUAGE SPOKEN

A language other than English spoken at home:

31,498 | 5%

Limited English proficiency (age 5+):

9,453 | 1%

Kamusta!

Habari!

Hola!

ANNUAL HOUSEHOLD INCOME

22% Under \$25,000

46% \$25,000 - \$74,999

32% \$75,000 or more

TECHNOLOGY



254,536 | 91%
Households with a computer



236,163 | 85%
Households with broadband internet subscription

EDUCATIONAL ATTAINMENT AGE 25+

Less than ninth grade	10,413	2%
Ninth to twelfth grade, no diploma	27,131	6%
High school diploma or equivalent	157,609	32%
Some college, no degree	121,066	25%
Associate degree	53,604	11%
Bachelor's degree	87,152	17%
Graduate or professional degree	47,011	10%

DISABILITY STATUS



7,909 | 5%
children with disability


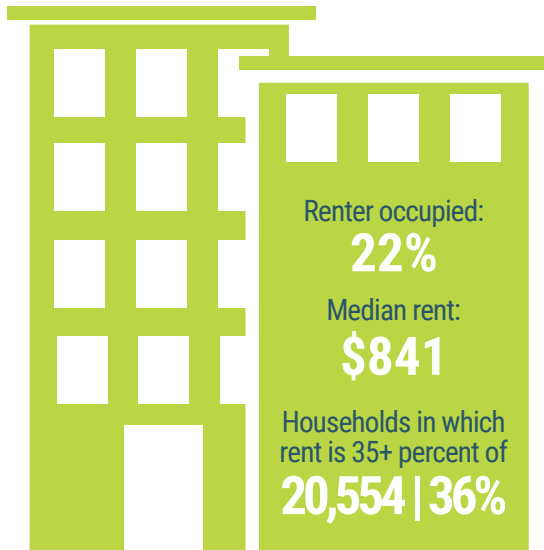


50,541 | 12%
18-64 years old with disability



40,953 | 32%
65 years old and over with disability

HOUSING



HEALTH INSURANCE



Population with Health Insurance

Private: **519,059 | 75%**

Public: **255,760 | 37%**

Population with No Health Insurance

Total: **35,112 | 5%**

Children: **5,784 | 4%**

COMMUTING TO WORK

Travel time to work: **24.8 minutes**



83%

Drove alone
(car, truck or van)



8%

Carpooled



0%

Public
transportation



3%

Walked



1%

Other means



6%

Worked at
home