

KEY METRICS



747,357
total population



\$64,059
median household income



111,838 | 15%
age 65+



37
median age




12%
poverty rate



47,046 | 6%
under age 5

POVERTY RATE FOR



Families with children:
12%



Children under age 18:
16%



Single-parent (female) family:
35%

RACE/ETHNICITY

White: **584,672 | 78%**

African American: **58,317 | 8%**

Hispanic or Latino: **58,864 | 8%**

Asian: **15,750 | 2%**

American Indian/Alaska Native: **1,585 | 0%**

Two or More Races: **25,586 | 3%**

MEDIAN WAGE

\$53,410
for men

\$42,213
for women

Female-to-male earnings ratio: **79%**
(Women earn \$0.79 for every dollar men earn.)

ANNUAL HOUSEHOLD INCOME

22% Under \$25,000

46% \$25,000 - \$74,999

32% \$75,000 or more

LANGUAGE SPOKEN

A language other than English spoken at home:

60,197 | 9%

Limited English proficiency (age 5+):

24,529 | 4%

Kamusta!

Habari!

Hola!

TECHNOLOGY



259,359 | 92%
Households with a computer



243,040 | 86%
Households with broadband internet subscription

EDUCATIONAL ATTAINMENT AGE 25+

Less than ninth grade	15,279	3%
Ninth to twelfth grade, no diploma	25,709	5%
High school diploma or equivalent	139,982	28%
Some college, no degree	108,771	22%
Associate degree	53,604	11%
Bachelor's degree	87,152	17%
Graduate or professional degree	58,068	12%

DISABILITY STATUS



6,670 | 4%
children with disability


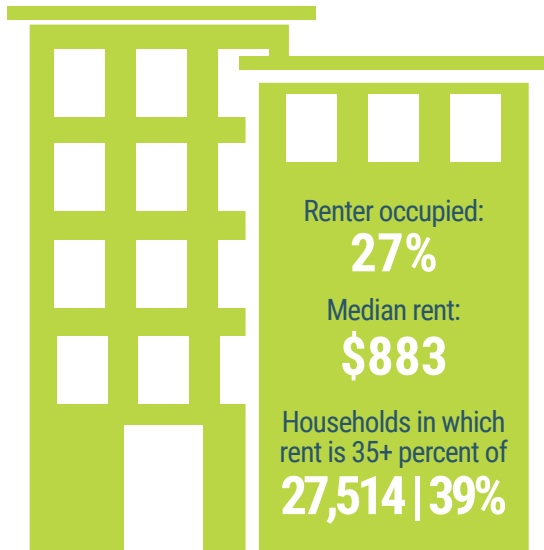


47,474 | 11%
18-64 years old with disability



33,971 | 31%
65 years old and over with disability

HOUSING



HEALTH INSURANCE



Population with Health Insurance

Private: **542,312 | 74%**

Public: **249,897 | 34%**

Population with No Health Insurance

Total: **40,299 | 6%**

Children: **5,713 | 3%**

COMMUTING TO WORK

Travel time to work: **22.6 minutes**



80%

Drove alone
(car, truck or van)



9%

Carpooled



1%

Public
transportation



3%

Walked



1%

Other means



6%

Worked at
home