

KEY METRICS



742,674
total population



\$60,728
median household income



119,144 | 16%
age 65+



37
median age




11%
poverty rate



46,196 | 6%
under age 5

POVERTY RATE FOR



Families with children:
12%



Children under age 18:
14%



Single-parent (female) family:
34%

RACE/ETHNICITY

White: **581,419 | 78%**

African American: **46,185 | 6%**

Hispanic or Latino: **71,685 | 10%**

Asian: **16,694 | 2%**

American Indian/Alaska Native: **2,848 | 0%**

Two or More Races: **22,345 | 3%**

MEDIAN WAGE

\$51,454
for men

\$39,292
for women

Female-to-male earnings ratio: **76%**
(Women earn \$0.76 for every dollar men earn.)

LANGUAGE SPOKEN

A language other than English spoken at home:

62,091 | 9%

Limited English proficiency (age 5+):

23,521 | 3%

Kamusta!

Habari!

Hola!

ANNUAL HOUSEHOLD INCOME

22% Under \$25,000

46% \$25,000 - \$74,999

32% \$75,000 or more

TECHNOLOGY



255,439 | 91%
Households with a computer



236,407 | 85%
Households with broadband internet subscription

EDUCATIONAL ATTAINMENT AGE 25+

Less than ninth grade	15,083	3%
Ninth to twelfth grade, no diploma	27,730	6%
High school diploma or equivalent	151,366	31%
Some college, no degree	113,110	23%
Associate degree	53,604	11%
Bachelor's degree	87,152	17%
Graduate or professional degree	43,429	9%

DISABILITY STATUS



7,101 | 4%
children with disability


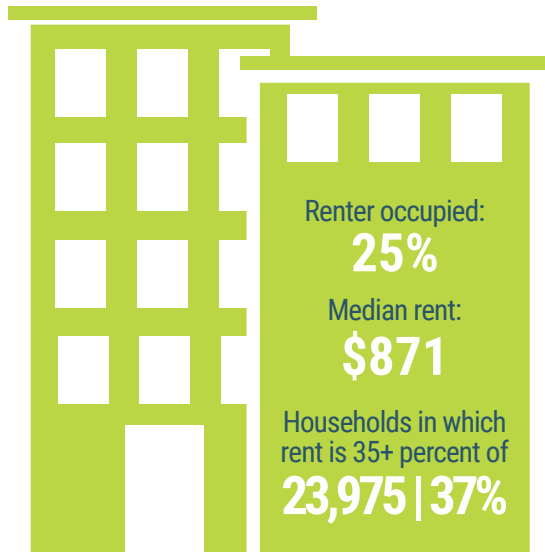


48,155 | 11%
18-64 years old with disability



37,194 | 32%
65 years old and over with disability

HOUSING



HEALTH INSURANCE



Population with Health Insurance

Private: **540,644 | 74%**

Public: **261,376 | 36%**

Population with No Health Insurance

Total: **36,431 | 5%**

Children: **5,918 | 3%**

COMMUTING TO WORK

Travel time to work: **21.2 minutes**



82%

Drove alone
(car, truck or van)



10%

Carpooled



1%

Public
transportation



3%

Walked



1%

Other means



6%

Worked at
home