

KEY METRICS



733,525
total population



\$88,023
median household income



124,109 | 17%
age 65+



42
median age




6%
poverty rate



38,961 | 5%
under age 5

POVERTY RATE FOR



Families with children:
6%



Children under age 18:
7%



Single-parent (female) family:
21%

RACE/ETHNICITY

White: **570,356 | 78%**

African American: **35,400 | 5%**

Hispanic or Latino: **25,902 | 4%**

Asian: **77,932 | 11%**

American Indian/ Alaska Native: **1,340 | 0%**

Two or More Races: **20,739 | 3%**

MEDIAN WAGE

\$80,825
for men

\$56,005
for women

Female-to-male earnings ratio: **69%**
(Women earn \$0.69 for every dollar men earn.)

LANGUAGE SPOKEN

A language other than English spoken at home:

116,856 | 17%

Limited English proficiency (age 5+):

34,454 | 5%



ANNUAL HOUSEHOLD INCOME

22% Under \$25,000

46% \$25,000 - \$74,999

32% \$75,000 or more

TECHNOLOGY



277,766 | 95%
Households with a computer



268,804 | 92%
Households with broadband internet subscription

EDUCATIONAL ATTAINMENT AGE 25+

Less than ninth grade	8,725	2%
Ninth to twelfth grade, no diploma	16,011	3%
High school diploma or equivalent	94,237	18%
Some college, no degree	101,281	20%
Associate degree	53,604	11%
Bachelor's degree	87,152	17%
Graduate or professional degree	106,111	20%

DISABILITY STATUS



4,591 | 3%
children with disability


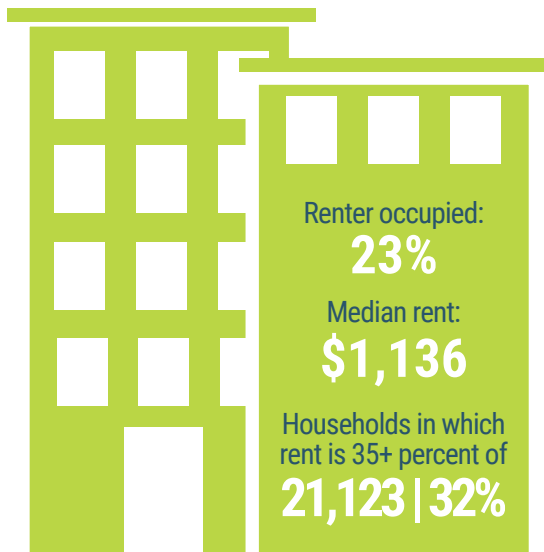


34,962 | 8%
18-64 years old with disability



36,245 | 30%
65 years old and over with disability

HOUSING



HEALTH INSURANCE



Population with Health Insurance

Private: **618,737 | 85%**

Public: **187,218 | 26%**

Population with No Health Insurance

Total: **25,551 | 4%**

Children: **3,137 | 2%**

COMMUTING TO WORK

Travel time to work: **27.1 minutes**



83%

Drove alone
(car, truck or van)



7%

Carpooled



0%

Public
transportation



3%

Walked



1%

Other means



6%

Worked at
home